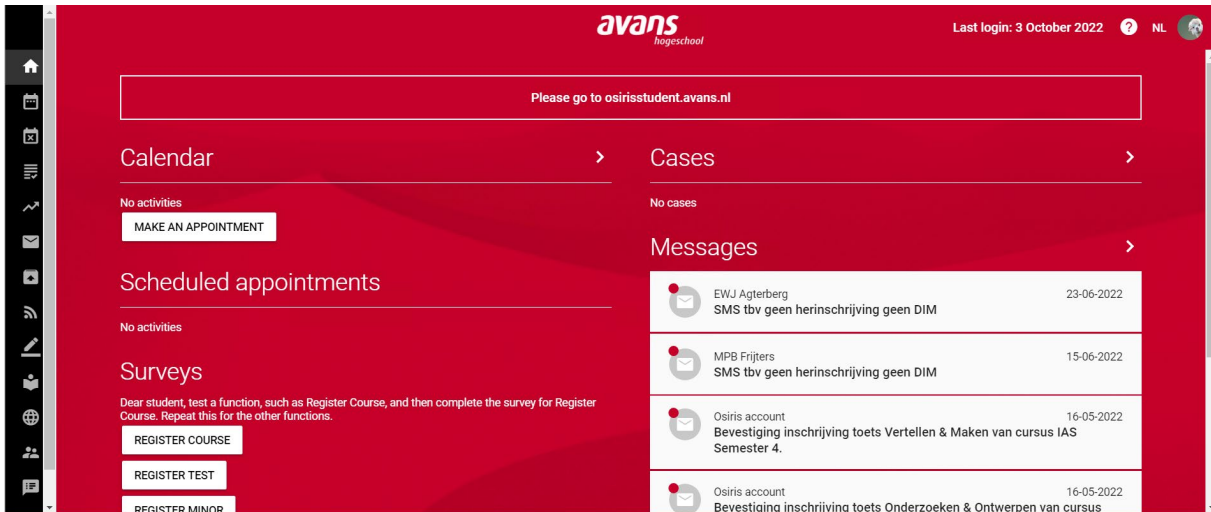


Learning Agreement (LA) uitgaand in OSIRIS student

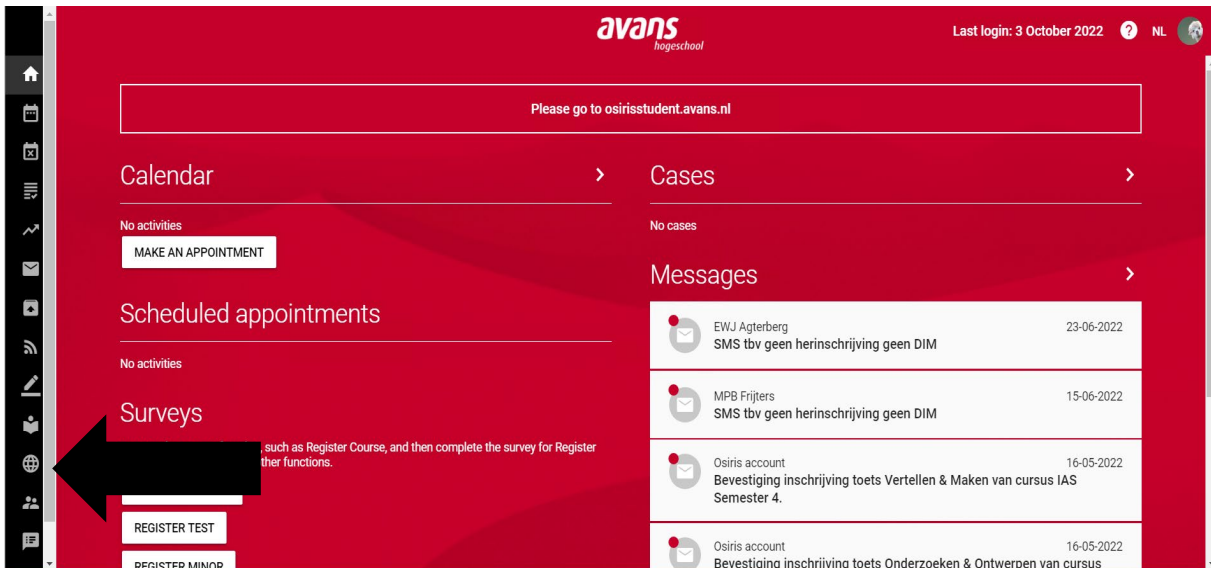
1) Log in Osiris



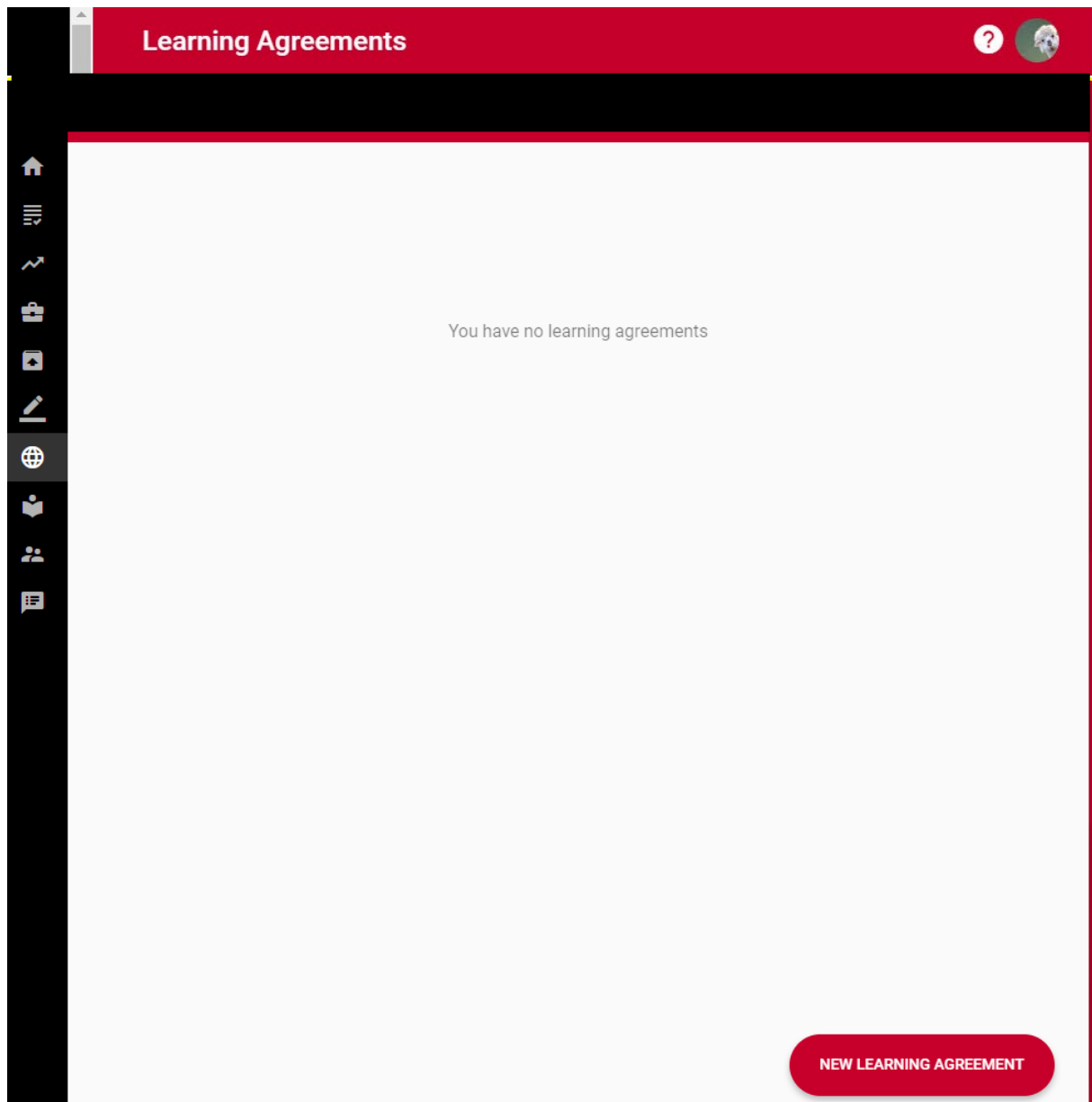
The screenshot shows the avans student portal dashboard. At the top, the avans logo and 'hogeschool' are visible, along with the text 'Last login: 3 October 2022' and a user profile icon. A navigation bar on the left contains various icons. The main content area is divided into several sections: 'Calendar' with a 'MAKE AN APPOINTMENT' button; 'Scheduled appointments' with 'No activities'; 'Surveys' with buttons for 'REGISTER COURSE', 'REGISTER TEST', and 'REGISTER MINOR'; 'Cases' with 'No cases'; and 'Messages' with a list of messages from 'EWJ Agterberg', 'MPB Frijters', and 'Osiris account'.

Je hebt reeds een verzoek buitenland oftewel Buitenverblijf ingediend en deze is door de academie (voorwaardelijk) toegekend in Osiris

2) Klik op het wereldbolletje (zie pijl)



This screenshot is identical to the one above, but with a red arrow pointing to the globe icon in the left-hand navigation bar. The globe icon is located below the 'Surveys' section and above the 'REGISTER TEST' button. The text 'such as Register Course, and then complete the survey for Register ther functions.' is visible below the 'Surveys' heading.



- 3) Klik op 'New Learning Agreement'

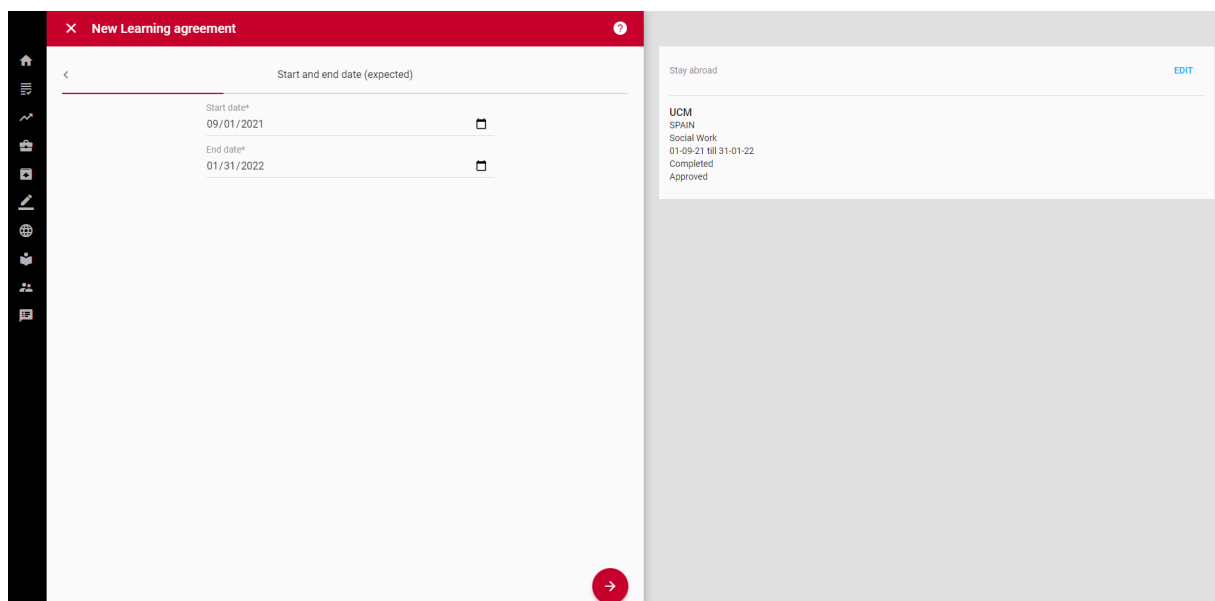
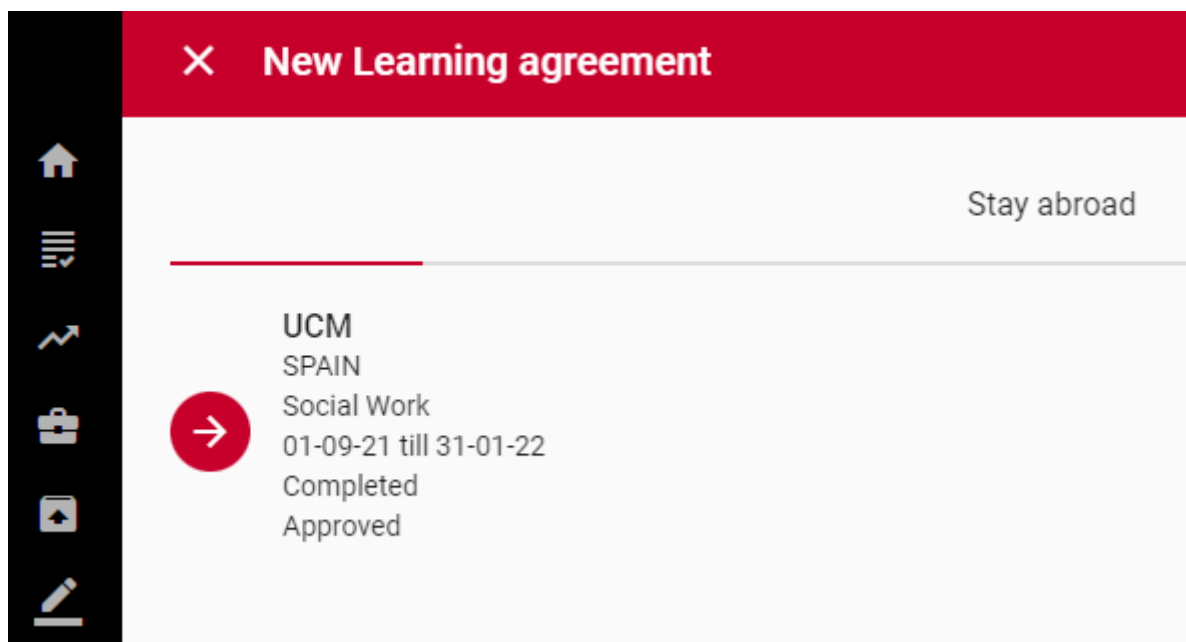
- 4) Gegevens/informatie van het verzoek buitenland verschijnt. Hiervoor ga je een Learning Agreement opstellen. Klik op het pijltje om verder te gaan

Start en eind datum kunnen worden aangepast naar de daadwerkelijke data dat je in het buitenland studeert, maar in het verzoek buitenland is de officiële start en einddatum volgens het Avans jaarrooster:

Semester I = 01-09 t/m 31-01 daaropvolgend (kalender) jaar

Semester II = 01-02 t/m 31-08 hetzelfde (kalender) jaar

Let wel: Officieel kun je Erasmus+ beurs aanvragen van 01-08 t/m uiterlijk 31-07 volgende jaar en dat is anders dan in het verzoek buitenland.



- 5) Vul in de (hoofd) voertaal waarin je gaat studeren en welk niveau je op het moment in die taal hebt

The screenshot shows the 'New Learning agreement' form with the 'Level of language competence' section. The 'Main language of instruction*' dropdown menu is open, displaying the following options:

- Dutch
- German
- English
- Spanish
- Chinese

The 'Level of competence*' dropdown menu is currently set to 'Select'. A 'CANCEL' button is visible at the bottom right of the dropdown menu.

The screenshot shows the 'New Learning agreement' form with the 'Level of language competence' section. The 'Main language of instruction*' dropdown menu is now set to 'English'. The 'Level of competence*' dropdown menu is open, displaying the following options:

- A1 Basic user - Breakthrough
- A2 Basic user - Waystage
- B1 Independent user - Threshold
- B2 Independent user - Vantage
- C1 Proficient user - Effective Operational Proficiency

The 'Level of competence*' dropdown menu is currently set to 'Select'. A 'CANCEL' button is visible at the bottom right of the dropdown menu.

6) Recognition at the sending institution = Wat ga je missen bij Avans. Welke vakken/modules/minor?

The screenshot shows a web interface for a 'New Learning agreement'. The main content area is titled 'Recognition at the sending institution' and displays the message 'No components for exchange found.' To the right, there is a sidebar with several sections:

- Stay abroad** (EDIT): UCM, SPAIN, Social Work, 01-09-21 till 31-01-22, Completed, Approved.
- Start and end date (expected)** (EDIT):

Start date	End date
01-09-2021	31-01-2022
- Level of language competence** (EDIT):

Main language of instruction	Level of competence
English	B2 Independent user - Vantage

7) Study programme at the receiving institution = Wat ga je doen bij de partner onderwijsinstelling. Welke vakken/modules/programma?

'Add component' is nu nog zelf invoeren, registreren nadat je deze hebt vernomen vanuit de partner onderwijsinstelling. Datgene met * is verplicht invullen

The screenshot shows the 'Add component' form within the 'New Learning agreement' interface. The form fields are:

- Title*
- Code
- Component type* (dropdown menu)
- ECTS credits*
- Semester* (dropdown menu)
- Description

At the bottom right, there are 'CANCEL' and 'ADD' buttons.

× Add component

Title*
Origami

Code

Component type*
▼

ECTS credits*

Semester*

Description

Component type*

Regular

Virtual

CANCEL

CANCEL ADD

× Add component

Title*
Origami

Code

Component type*
Regular

ECTS credits*
30

Semester*

Description

Semester*

Spring

Fall

CANCEL

CANCEL ADD

Alles ingevuld? Klik op 'ADD'

Check of alles in orde is

New Learning agreement

Study programme at the receiving institution

ADD COMPONENT

Origami
Component type: Regular
Semester: Spring 30 ECTS

Stay abroad [EDIT](#)

UCM
SPAIN
Social Work
01-09-21 till 31-01-22
Completed
Approved

Start and end date (expected) [EDIT](#)

Start date	End date
01-09-2021	31-01-2022

Level of language competence [EDIT](#)

Main language of instruction	Level of competence
English	B2 Independent user - Vantage

Recognition at the sending institution [EDIT](#)

No components for exchange found.

[→](#)

- 8) Klik op SUBMIT om de Learning Agreement in te dienen. Deze gaat automatisch en eerst naar de academie ter goedkeuring

New Learning agreement

Check information

Check your preferences and submit.

SUBMIT LEARNING AGREEMENT

